

2H – 8.1.24

Please find below the activities and instructions for today's work. The sheets do not need to be printed out, they can be completed in any notebook or on any paper you have at home. If your child found something particularly tricky, please make a note so we can help them further when we return to school.

### **English – Common nouns**

The children have been taught what nouns and verbs are and we have touched upon which nouns are common nouns and which nouns are proper nouns. The aim of the activity today is to deepen their understanding of common nouns.

Order of activities –

- Read through common noun presentation
- Complete common noun activity worksheet
- Complete challenge activity if you feel your child is able to



Common nouns  
presentation - 1.pdf



# Common nouns



Write 5 common nouns you can spot in the picture:

1. \_\_\_\_\_
2. \_\_\_\_\_
3. \_\_\_\_\_
4. \_\_\_\_\_
5. \_\_\_\_\_



Circle the common nouns.

path                  the                  up                  dentist                  flowers  
shop                  fish                  below                  under

Spot the mistake in Mia's common noun spellings.

- 1) plant                  2) Bath                  3) kid                  Write the word correctly  
4) t-shirt                  5) burger                  \_\_\_\_\_

Circle the common nouns in this sentence.

The girl rode the donkey.

Rewrite the sentence and change the common nouns to something else.

Share your answer with a learning partner.

Can they spot the new common nouns you have used?

---

---



## Challenge



Odd one out. Explain your answer.



**tower**



**behind**



**woodlouse**

Which picture **does not** represent a common noun? \_\_\_\_\_

How do you know? I know because \_\_\_\_\_

### Maths – Recognising 2D and 3D shapes

This is the first lesson of our shape unit and a recap of Year 1 knowledge.

Order of activities –

- Watch video link - <https://vimeo.com/732483100>
- Complete White Rose activity – for matching activity, children can write the name of the shape and have a go at drawing the shape next to the name as best they can (the aim is that children are able to identify shapes)
- Extension – shape hunt around the house

## Recognise 2-D and 3-D shapes

1 Match the shape to its name.



circle



hexagon



pentagon



square



triangle



rectangle

2 Match the shape to its name.



cuboid



triangular prism



cube



pyramid

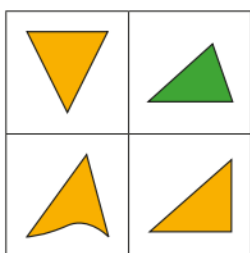


sphere



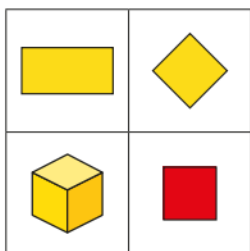
cylinder

3 Which shape is the odd one out?  
Tick your answer.



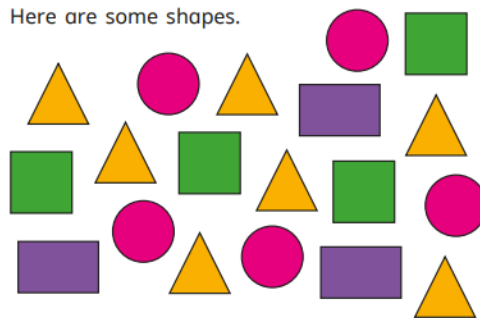
Why did you choose this shape?

4 Which shape is the odd one out?  
Tick your answer.



Compare answers with a partner.

5 Here are some shapes.



How many of each shape are there?  
Complete the table.

Shape	Total
triangle	
circle	
square	
rectangle	

How did you count them?

How do you know you have got them all?

Talk about it with a partner.

## **Research – Winston Churchill**

Over the next 2 weeks, we are looking at significant British people across school. Our class will be studying Winston Churchill. The children need to try and find the answer to the follow questions:

- When was Winston Churchill born?
- When did Winston Churchill die?
- Where was Winston Churchill from?
- What was Winston Churchill's job/role? Did he have more than one?
- Any interesting facts.
- <https://www.bbc.co.uk/bitesize/articles/zfq9pg8>